

# **The Tally Book** ©



**A Publication of  
The National Congress of Old West Shootists, Inc.**

2024 Edition

# The Tally Book

is the official set of rules, regulations, and guidelines for the operation of The National Congress of Old West Shootists. It contains our Articles of Incorporation, By-Laws, and additional information on authenticity, etc. The Tally Book is given to each member of NCOWS, and is updated to reflect recent changes. The Tally Book can also be downloaded from our official website: [www.ncows.org](http://www.ncows.org)



© Copyright 2024 by  
The National Congress of Old West Shootists, Inc.  
6820 University Ave. Suite 234, Cedar Falls, IA 50613  
(319) 277-6839      info@ncows.org      www.ncows.org  
All rights reserved

**Articles of Incorporation**  
**The National Congress of Old West Shootists, Inc.**

Stephanie Glenn, the undersigned, acting as incorporator of a corporation organized under the Iowa Non-Profit Corporation Act, Chapter 504A, 1991 Code of Iowa, adopt the following Articles of Incorporation for said corporation.

**ARTICLE I**

Section 1.01. The name of the corporation is National Congress of Old West Shootists.

**ARTICLE II**

Section 2.01. The corporation was founded 5 February 1994. The corporation shall have perpetual duration.

**ARTICLE III**

Section 3.01. The principal place of business shall be Cedar Falls, Black Hawk County, Iowa, with the mailing address of 6820 University Ave. PMB 234, Cedar Falls, Iowa 50613. The registered office shall be Nyemaster, Goode, West, Hansell & O'Brien, 700 Walnut Suite 1600, Des Moines, IA 50309-3899. The registered agent shall be Stephanie Glenn Techau, Nyemaster, Goode, West, Hansell & O'Brien, 700 Walnut Suite 1600, Des Moines, IA 50309-3899.

**ARTICLE IV**

Section 4.01. The corporation is organized as a social club for pleasure and recreational purposes within the meaning of Section 501 (c)(7) of the Internal Revenue Code, as amended, and will carry on the following activities in furtherance of said recreational purposes.

Section 4.02. The purposes for which this corporation is formed are purely social and recreational to benefit the general welfare of its members and the general public, and not for financial gain, and no financial gain shall accrue to any member of this corporation, nor to any other person or institution in the conduct of the same, but any receipts of this corporation shall be applied to carry out the purposes of this corporation as the Board of Directors may deem wise and in order, providing that said distribution is to an organization which qualifies as an exempt organization under Section 501 (c)(7) of the Internal Revenue Code of 1954 for the corresponding provision of any future United States Internal Revenue Law). This corporation's initial work shall be to charter social clubs with the purposes of: (1) promoting safe Western action shooting including the re-enactment and promotion of the historical Old West heritage of the United States in all its ethnic, social and occupational diversity; (2) to encourage and foster the development of those characteristics of honesty, good fellowship, self-discipline, good team play and self-reliance which are the essentials of good sportsmanship and the foundation of true patriotism; (3) to encourage historical research; (4) to support National Congress of Old West Shootist activities conducted by charter clubs; (5) to actively promote a positive image of the safe and responsible aspects of legal firearms use and ownership; and (6) to provide educational opportunities regarding both historical re-enactment and the safe and reasonable use of legal firearms.

Section 4.02a. The Corporation shall provide funds for the purpose of aiding the Charter Clubs in obtaining liability insurance coverage as outlined in the By-Laws. (Passed 18 February, 2000)

Section 4.03. No part of the net earnings of the corporation shall inure to the benefit of or be distributable to its members, trustee, officers, or other private persons, except that the corporation shall be authorized and empowered to pay reasonable compensation for services rendered, and to make payments and distributions in the furtherance of the purposes set forth in this Article. Notwithstanding any other provisions of these Articles, the corporation shall not carry on any activities not permitted to be carried on (1) by a corporation exempt from Federal income tax under Section 501 (c)(7) of the Internal Revenue Code of 1954 (or the corresponding provision of any future United States Internal Revenue Law); or (2) by a corporation, contributions to which are deductible under Section 170 (c)(2) of the Internal Revenue Code of 1954 (or corresponding provision of any future United States Internal Revenue law).

Section 4.04. The corporation shall distribute its income for each taxable year at such time and in such manner as not to subject it to tax under Section 4942 of the Internal Revenue Code of 1954, as amended, and the corporation shall not:

- a. Engage in any act of self dealing as defined in Section 4941(d) of the Code, or corresponding provision of any subsequent Federal Tax laws;
- b. Retain any excess business holdings as defined in Section 4943(c) of the Internal Revenue Code, or corresponding provision of any subsequent Federal Tax laws;
- c. Make any investments in such manner as to subject the corporation to tax under Section 4944 of the Internal Revenue Code, or corresponding of any subsequent Federal Tax laws;
- d. Make any taxable expenditures as defined in Section 4945(d) of the Internal Revenue Code, or corresponding provision of any subsequent Federal Tax laws.

Section 4.05. Upon the dissolution of the corporation, the Board of Directors shall, after paying or making provision for the payment of all liabilities of the corporation, dispose of all of the assets of the corporation exclusively for the purposes of the corporation in such manner or to such organization or organizations organized and operated exclusively for recreational, charitable, educational, religious, or scientific purposes as shall at the time qualify as exempt organization or organizations under Section 501 (c)(7) of the Internal Revenue Code of 1954 (or corresponding provision of any future United States Internal Revenue law), as the Board of Directors shall determine. Any such assets not so disposed or shall be disposed of by the Iowa District Court of the county in which the principal office of the corporation is then located, or to such organization or organizations as the Board of Directors shall determine which are organized and operated exclusively for such purposes.

## **ARTICLE V**

Section 5.01. The business of the corporation shall be conducted by a Board of Directors called a Territorial Congress consisting of no fewer than fifteen (15) full members, called Territorial Senators, the exact number to be determined from time to time by the members of the corporation, and any number of Territorial Representatives. The Territorial Senators shall be elected from the membership at large. Territorial Representatives shall be elected by the Charter Clubs (Posses), each Charter Club (Posse) being entitled to elect one Territorial Representative. Each director shall have one vote. Each director may choose an alternate to attend meetings in his/her absence. The alternate shall be supplied with written authorization from the director for whom the alternate is substituting. (Amended by mail ballot, March, 1995) (Amended 30 July 1998)

Section 5.01.1. The use of mailed or e-mailed ballots may be used to vote on specific motions, deemed necessary by the Executive Board when time is of the essence regarding the motion. (Amended by mail ballot, March 2012)

Section 5.02. The Territorial Senators on the Board of Directors shall serve staggered three-year terms. For the first year only, one-third of the Board shall be selected by lot to serve a one-year term, one-third to serve a two-year term, and the remaining one-third to serve a three-year term. Territorial Representatives on the Board of Directors shall serve one-year terms. (Amended by mail ballot, March, 1995)

Section 5.03. As soon as possible after any vacancy occurs, the Board of Directors shall, at a regular or special meeting, or via mailed or e-mailed ballots, elect a member to fill that vacancy. (Amended by mail ballot, March 2012)

Section 5.04. Names of candidates for the offices of Marshal, Deputy Marshal, Secretary, Banker, and Judge may be submitted to the Secretary up to thirty (30) days prior to the annual meeting. The Secretary shall distribute the names on said slate to all members of the corporation with a notice of the annual meeting. Additional nominations may be made and seconded from the floor at the annual meeting until all nominations shall have been formally closed. The Board of Directors (Territorial Congress) at the annual meeting shall elect a Marshal, a Deputy Marshal, and Secretary, a Banker, and a Judge. Persons elected to the foregoing offices shall also serve as the Executive Committee for the corporation. (Amended 6 May, 1995.) (Amended by mail ballot, March 2012)

Section 5.05. For purposes of a Territorial Congress, a quorum shall be not less than half of the full number of Territorial Senators and Representatives, proxies being counted for this purpose. All proxies must be announced at the start of the meeting. Proxies will be for specific proposals, and will be sent to the Marshal prior to the Territorial Congress. For the purpose of voting, a majority--unless otherwise specified--means a simple majority consisting of fifty-one percent (51%) of the total votes present and voting. Each member of the Board of Directors shall have one vote. The affirmative vote of the majority of the members of the Board present and voting shall authorize any action voted upon unless otherwise provided in these Articles. (Amended by ballot, March, 1995)(Amended 30 July 1998)

Section 5.06. Emergency Quorum. In emergency situations, the Board may act without a regular quorum. At such a meeting, an emergency quorum is one quarter (1/4) of the full Territorial Congress, and an emergency majority of three fourths (3/4) of those present. Proxies shall not be accepted for either an emergency quorum nor an emergency majority. The following rules shall apply:

5.06a. An emergency quorum must declare that an emergency exists before any other vote can be taken. All votes require an emergency majority.

5.06b. Any action taken must later be reviewed by the Congress when a regular quorum is present.

## ARTICLE VI

Section 6.01. Regular meetings of the Executive Committee for the transaction of ordinary business shall be held at such time and place as deemed necessary by the Marshal and may include the use of Internet chat rooms.. The Territorial Congress shall meet on the call of the Marshal, or may call itself into session. Regular Congress meetings shall be announced in the newsletter or mailing for the month prior to the meeting. (Amended by mail ballot, March 2012)

Section 6.02. General Membership meetings may be called by petition of ten members in good standing stating the reason for such meeting. Notice of such meeting will be provided to all the members at least thirty (30) days prior to the meeting. This notice shall give the time, place, and purpose of the meeting. There will be an Annual Business Meeting of the Congress; notice of such meeting will be provided to all members at least sixty (60) days prior to the meeting.

Section 6.03. Meetings shall be held and conducted in accordance with parliamentary procedure as embodied in Roberts Rules of Order, Revised, which shall be the parliamentary authority in all matters not specified by the Articles and By-Laws of this corporation.

Section 6.04. Written minutes will be kept for all meetings, whether conducted formally or informally. Records of all motions made in any Internet meeting of the Executive Committee shall be published to the membership via mail, email or published on the website or in the Shootist. The written minutes shall serve as the official voting record for all members of the Territorial Congress with all votes reported accordingly. It shall be the responsibility of the presiding officer to insure that minutes are kept and transmitted to the Secretary if the Secretary is not present at the meeting. (Amended 15 February 2002) (Amended by mail ballot, March 2012)

Section 6.05. All meetings of the Territorial Congress shall be conducted pursuant to a written agenda. For an item to be included on the agenda it must be submitted to the Secretary not later than 30 days prior to the meeting. All members of the Territorial Congress shall be provided a copy of the agenda not later than 20 days prior to the meeting. Items not appearing on the agenda may be discussed but not voted on unless declared an emergency item by a 3/4 majority of those present.

## ARTICLE VII

Section 7.01. The initial members of the Territorial Congress are as follows:

Leonard Abels, RR 1, Box 235, Earlham, IA 50072  
Robert Anderson, 4736 77th St., Urbandale, IA 50322  
Ronald Belden, P.O. Box 3171, Eau Claire, WI 54702  
James Boeke, 312 Main St., McGregor, IA 52157  
David Book, Rt. 2, Box 59, Nevada, IA 50201  
Michael Flaherty, 7438 Kimball Ave., Waterloo, IA 50701  
George Glenn, 1809 Tremont, Cedar Falls, IA 50613  
Thomas Gray, 2406 240th St., Dallas Center, IA 50063  
Duane Hartwig, 2441 Garden Ave., Waverly, IA 50677  
Carl Kunath, 515 Midlothian Blvd., Waterloo, IA 50701  
David Redenius, 5133 So. Hudson Rd., Cedar Falls, IA 50613  
Vaughn Trueman, 703 2nd Ave., Evansdale, IA 50707  
Ronald Warren, 1439 E. Mitchell, Waterloo, IA 50702  
David Williams, 1920 Sunnyside Dr., Cedar Falls, IA 50613

Steven Witt, 137 Lichty Blvd., Waterloo, IA 50701

**ARTICLE VIII**

Section 8.01. This corporation shall have no capital stock and shall issue no capital stock.

**ARTICLE IX**

Section 9.01. The private property of the members of the corporation shall not be liable for corporate debts.

**ARTICLE X**

Section 10.01. The Territorial Congress shall adopt Bylaws which may be amended from time to time, all of which may be done by a majority of the members of the Congress present and voting. Notice of any meeting at which it is proposed to amend the By-Laws shall be given by mailing to each voting member, at his/her last known post office address, at least ten (10) days prior to such meeting Such notices, signed by the Secretary, shall set forth the proposed amendments in substance. (Amended 30 July 1998)

**ARTICLE XI**

Section 11.01. Amendments to these Articles of Incorporation may be made by a majority of the voting members present and voting at any annual or special meeting where there is present a quorum, i.e., not less than ten percent of the corporate membership. Notice of any meeting at which it is proposed to amend the Article of Incorporation shall be given by mailing to each voting member, at his/her last known post office address, at least ten (10) days prior to such meeting, Such notices, signed by the Secretary, shall set forth the proposed amendments in substance. (Amended 30 July 1998)

**ARTICLE XII**

Section 12.01. The corporation shall have no seal.

**ARTICLE XIII**

Section 13.01. The corporation shall have the power to acquire, hold, encumber, sell, convey, lease, lend and otherwise own, control, manage and dispose of both real and personal property.

Section 13.02. All deeds, mortgages and other conveyances, and all notes and obligations shall be signed by the Marshal, Secretary, and Banker of the corporation. (Amended 30 July 1998)

WITNESSED this 25th day of March, 1994.

\_\_\_\_\_  
Stephanie Glenn, Incorporator

STATE OF IOWA )  
(COUNTY OF POLK )

On this 25th day of March, 1994, before me, the undersigned, a Notary Public in and for the State of Iowa, personally appeared Stephanie Glenn, to me personally known to be the identical person whose name is subscribed to and who executed the foregoing Articles of Incorporation and acknowledged execution thereof to be her free and voluntary act and deed.

WITNESS my hand and notarial seal at Des Moines, Iowa, the day and year first above written.

\_\_\_\_\_  
Notary Public in and for said County and State

# By-Laws Of The National Congress of Old West Shootists

## PREAMBLE

RESOLVED, that the National Congress of Old West Shootists is a not-for-profit living history and shooting organization formed of individuals and affiliated member units to promote interest in the period of American History known as the "Old West," specifically the period from 1865 to 1899. (All NCOWS rules and regulations are subject to all applicable Federal, State and Local laws.)

## By-Law 1: Membership

1-1. Any responsible person, 18 years of age or over, may become a full member of this organization after application and payment of the usual initiation fee and/or dues. Membership shall not be denied because of sex, age, religion, race, national origin or physical handicap.

NCOWS truly represents the period which it embraces. We recognize that this was a time when a man's word was his bond. It is our philosophy that this honor system is much preferable to legislation whenever possible. When an individual professes the desire to join our organization and participate in NCOWS events, local clubs work with new members, help them get their kit together and allow up to a year at the local or "posse" level to achieve ["Level 1" authenticity as described by Marlan Ingram's "Three Levels of Authenticity"](#) attached elsewhere in these bylaws. Participation at Regional or National events requires full adherence to NCOWS standards and bylaws regardless of membership duration. (Amended March, 2010)

1-2. Organizations and clubs seeking Charter Membership shall comply with the National Congress of Old West Shootists Constitution and By-Laws.

1-3. Charter Club Membership. Charter Clubs will be known as Posses.

### 1-3a. New Charter Club Requirements:

1-3a-1. Any organization or shooting club wishing to become a Posse of the National Congress of Old West Shootists may apply for Charter Membership, which shall be granted when that organization has satisfied the Territorial Congress that it adheres to and will abide by the purpose, goals, rules and regulations of the National Congress of Old West Shootist in the conduct of National Congress of Old West Shootists-sanctioned activities.

1-3a-2. New Posses will pay a \$35.00 Charter Fee.

1-3a-3. All Posses must carry a minimum of \$1,000,000 liability insurance policy and provide copies of such insurance policies to the NCOWS Banker and Secretary whether they are participating in the insurance reimbursement or not.

1-3a-4. At least fifty percent (50%) of the members and 100% of the officers of any Posse must be active, dues-paying members of the National Congress of Old West Shootists.

1-3a-5. A Posse may be formed with only five (5) unique members, but must have at least ten (10) unique members by the end of the first calendar year. (Amended March 2013)

1-3a-6. New Posse must submit list of posse members and their NCOWS membership numbers.

1-3a-7. New Posse must submit a copy of the Posse By-Laws showing that it will adheres to the purpose, goals, rules and regulations of the National Congress of Old West Shootists.

### 1-3b. Posse Rules & regulations:

1-3b-1. All Posse events shall be sanctioned events and shall adhere to all bylaws and regulations. Posses must hold a minimum of two events (do not need to be shooting events) per calendar year, and they must be published in The Shootist magazine.

1-3b-2. Any Posse wishing to vary from the rules and regulations must petition the Executive Committee for a specific waiver for that event. Said petition shall include detailed statements of need and justification for the waiver.

1-3b-3. Each Posse shall be free to set its own standards of membership within the limits set by the National Congress of Old West Shootists.

1-3b-4. After their first year and thereafter Posses must maintain a minimum membership of ten (10) members to remain an active Posse and must maintain a minimum of twenty (20) members to receive full insurance benefits.

Posses with ten (10) to nineteen (19) members will still qualify for insurance reimbursement but at a pro rata rate. (See also By-Law 9) (Amended March 2013)

1-3b-5. Posses may be reimbursed up to one hundred dollars (\$100) per year for their advertising of NCOWS Posse events. This reimbursement can be for media ads or for table rental at gun shows where the Posse promotes NCOWS. Receipts for such paid advertising can be submitted to the NCOWS Banker.

1-3b-6. NCOWS Posse members must declare a "Home" Posse for purposes of insurance and tabulation of unique Posse membership. Each member may only be counted on their home Posse as a unique member.

1-3c Posse Renewals:

1-3c-1. Posse Charters are renewable on an annual (1 January – 31 December) basis.

1-3c-2. The yearly renewal fee of \$35.00.

1-3c-3. Renewal forms, including a current Posse membership list with NCOWS Membership numbers and list of officers shall be returned to the National office by 1 January of each year.

1-3d. Posse Revocation:

1-3d-1. Posses not meeting these requirements shall not have their representative recognized at the next Territorial Congress Meeting. Posses shall have 30 days after written notice to meet these requirements or face having their Posse Charter revoked. (Amended March 2011)

#### 1-4. Membership Classifications, Dues & Fees

1-4-a. MEMBER. Any responsible person at least 18 years of age--full membership rights, including the rights to vote and to hold office. Individual Dues are \$45.00/year. (Amended October 2014)

1-4-b. FAMILY MEMBERSHIP. Additional members of the same household may be added to an individual member's membership under a family membership — with full membership rights for additional persons (if dues are paid for all): dependents under the age of 18 have the same rights as do other JUNIOR MEMBERS. Family Dues are full dues of original member/year plus \$15.00 for each additional household member listed. Only one magazine is provided per family membership. (Amended March 2013) (Amended October 2014)

1-4-c. JUNIOR MEMBER. Any responsible youth less than 18 years of age at the time dues are first paid. A Junior Member must be sponsored by an adult MEMBER who shall be responsible for overseeing the Junior Member's activities. Junior Members hold full membership rights except the right to vote or to hold office. Junior Dues are \$20.00/Year. (Amended October 2014)

1-4-d. SENIOR MEMBER. Any Full Member who has attained the age of sixty (60) years. FULL TIME STUDENT. Any Full Member who is registered as a full-time student at any accredited institution of higher education. FIXED INCOME: Any Full Member who, due to retirement, disability, or for any other reason, is on a fixed income. Senior Citizens (age 60 or older), full-time students, and others on a fixed income shall pay dues of \$40.00 a year. (Amended October 2014)

1-4-e. HONORARY MEMBER. May be bestowed upon a worthy former member or other deserving individual by the membership--full membership rights except the right to vote or to hold office. Requires no payment of dues. Honorary memberships are a one-year membership and are renewable on a yearly basis by the Executive Committee.

1-4-f. CHARTER MEMBER. Those active members officially members as of 30 December 1994 shall be recognized as CHARTER MEMBERS. They will be so recognized on the membership rolls and in other ways as might be deemed appropriate by the membership.

1-4-g. INDIVIDUAL LIFE MEMBERSHIP. Any responsible person at least 18 years of age--full membership rights for life, including the rights to vote and to hold office. Individual Life dues are \$500.00. The Banker may set up payment plans for payment of Life dues. (Amended March 2013)

1-5. The Territorial Congress may create other categories of membership by a two-thirds (2/3) vote when a quorum is present.

1-6. Dues shall be paid on a calendar year basis. If dues are not paid within thirty (30) days of their coming due, the member will be dropped from the membership rolls. Reinstatement will be made upon payment of dues owed and any reinstatement fee.

1-7. The Executive Committee has the authority to reduce membership dues for a special event for promotional purposes.

1-8. A member must have dues paid and possess a current membership card (or receipt for dues) in order to be eligible to vote, hold office, participate in shoots or events as a member, or to enjoy any other privileges or benefits of this organization.

## **By-Law 2: Officers**

2-1. The officers of this organization shall be known as Territorial Officers and shall consist of the following, elected or appointed from within and by the members of the Territorial Congress (Board of Directors); their terms and duties being described in the By-Laws.

2-1-a. The Marshal shall function as the President of the organization and as the Chairman of the Executive Committee. The Marshal shall preside over all General and Congressional meetings. He or she may appoint committee members as needed. In emergency situations, the Marshal may make required decisions on behalf of the Territorial Congress, subject to later review by the Congress. (Amended March 2013)

2-1-b. The Deputy Marshal shall function as the Vice President. Serves as acting Marshal in the absence of the Marshal. Shall serve as Sergeant-At-Arms at meetings of the Territorial Congress and General Membership.

2-1-c. The Secretary shall function as the Secretary-Historian. Maintains the records, minutes and correspondence of the organization. Edits and distributes official National Congress of Old West Shootists' publications, with the exception of The Shootist.

2-1-d. The Banker shall function as the Treasurer and shall maintain a ledger of expenses and income along with any bank statements, receipts, bills, etc. to support said ledger. He or she shall have charge of all NCOWS funds. He or she shall disburse funds to maintain the day to day operation of the organization. He or she shall disburse funds at the direction of the Executive Committee for expenses beyond day to day operating expenses. He or she shall present a detailed treasurers report to the Congress for the previous calendar year at the first Territorial Congress meeting of each year. Summary Treasurer's reports may be made incrementally from the last detailed report upon request of the Executive Committee or the Territorial Congress. (Amended March 2013)

2-1-e. The Judge shall function as the Chief Safety/Range Officer. Serves as Range/Safety Officer. Has the power to appoint Deputy Judges for individual events from the National Congress of Old West Shootists' membership. Appoints 4 members to the Authenticity Committee. Chairs the Authenticity Committee and is responsible for implementing authenticity standards. (Amended March 2013)

2-1-f. The Editor shall be responsible for editing and publishing The Shootist. The position of Editor will be by Executive Committee appointment, ratified by a majority vote of the Territorial Congress. The Editor will serve until such time as the individual holding the position or the Executive Committee terminates the relationship with thirty (30) days' notice.

2-1-g. No individual shall hold more than one office or position on the Executive Committee.

2-2. The term for each officer shall be for one (1) calendar year. The officers will be elected by the Board from within the membership of the Board. In the event that an officer resigns or otherwise becomes unable to fulfill his/her duties as an officer, the Marshal (or Deputy Marshal in the absence of the Marshal) in consultation with the Executive Committee, shall appoint a replacement to serve until a new officer can be elected at the next Annual Convention.

2-3. There shall be no limit to succession in office.

2-4. These officers, plus the Chair of the Territorial Senate, elected by the Territorial Senate for a one-year term, and the Chair of the Territorial Representatives, elected by the Territorial Representatives for a one-year term, acting together, shall constitute the Executive Committee of this organization. Their term of office shall run from

the Congress meeting in which they are elected until the next Congress meeting where election of officers are held. Officers who are no longer eligible for office due to loss of Senator seat or Territorial Representative election shall fill out their term of office until replaced by appointment or special election. The Executive Committee has all of the powers of the organization in the intervals between meetings with any limits established by By-Law. (Amended March 2013)

2-5. Moved to 3-8-d March 2013

### **By-Law 3: Governance**

3-1. The National Congress of Old West Shootists shall be governed by a representative body, the Territorial Congress (Board of Directors), consisting of fifteen (15) Territorial Senators elected from within the Full Membership at large, and any number of Territorial Representatives, elected by the Posses. Each Posse is entitled to elect one (1) Territorial Representative. Each Territorial Senator and Territorial Representative shall have equal voice and vote; ex-officio members have equal voice, but no vote. A Territorial Senator or Representative's duty shall only be that of a general representative, unless additional specific authority is designated by the Territorial Congress. Senators' and Representatives' terms of office shall be one year beginning January 1 of each calendar year. Incoming Senators and Representatives are eligible to run for chairperson of their respective groups and stand for election as an officer. The outgoing Senators and Representatives shall have no vote or eligibility beyond the end of their one year term. (Amended March 2013).

3-2. Any Territorial Senator or Representative who cannot attend a Territorial Congress must notify the NCOWS office or the Marshal either with the name of the NCOWS member who will be attending in his/her place (votes will be recorded as "<X> voting for <Y>") or by providing his/her written proxy to a Territorial Senator or Representative. Proxies may be general or specific in nature. Proxy votes of "Abstain" will be permitted for any/all agenda items. A separate proxy must be sent for each Territorial Congress Meeting that can not be attended, ie. No permanent proxies will be allowed. Any Territorial Senator or Representative who fails to fulfill their duties as proscribed in this paragraph shall be removed from office and may not run for re-election for a period of three (3) years. Action taken by this By-law may be rescinded at next Territorial Congress Meeting by 2/3 vote of Congress present.

3-3. The Territorial Congress shall create rules and regulations in regard to the administration, membership, financing policy, activities, and the general welfare of the National Congress of Old West Shootists. These shall be the BY-LAWS of the National Congress of Old West Shootists.

3-4. The Territorial Congress shall determine all questions of National Congress of Old West Shootists business and policy not specified in this Constitution and the By-Laws, and shall in all respects be the governing body of the National Congress of Old West Shootists. To this end, the Congress shall be limited and bound by the provisions of this Constitution and the Article of Incorporation in all matters, except as otherwise provided for under the Corporation Laws of the State of Iowa.

3-5. The Territorial Congress shall act as a judicial body in regard to matters of dispute within the membership. When taking disciplinary action as described in the By-Laws, the Congress must call a special meeting to consider the question. The individual involved shall be given thirty (30) days notice in writing of the charges, and the time, date, and place of the meeting. The accused may be present, call witnesses, and offer a defense.

3-6. Further responsibilities of the Congress. The Territorial Congress shall discharge the following responsibilities:

3-6-a. Oversee the financial policies of the National Congress of Old West Shootists. An independent review of the previous years Banker's report shall be made each year by a committee of three(3) NCOWS members appointed by the Marshal. The Banker shall provide any and all records requested by the committee. (Amended March 2013)

3-6-b. Moved to 3-8-a March 2013

3-6-c. Assess membership dues.

3-6-d. Authorize and determine the editorial and business policies of any publications established by the National Congress of Old West Shootists.

3-6-e. Approve the membership applications of the Posses seeking to join the National Congress of Old West Shootists.

3-6-f. Establish the criteria for authenticity in firearms, accouterments, and clothing for official National Congress of Old West Shootists events. To be administered through an Authenticity Committee chaired by the National Judge. (See 2-1e) (Amended March 2103)

3-6-g. Moved to 3-8-b March 2013

3-7. An Oath of Office shall be required of all members of the Territorial Congress upon taking office. The Oath will be administered by the Marshal, who shall in his/her turn, if necessary, be sworn by the Deputy Marshal. The Oath (instructions and phrases in square brackets [ ] are optional): [Right hand on Bible] I, \_\_\_\_\_, do hereby swear/affirm to uphold and abide by the Articles of Incorporation and the By-Laws of the National Congress of Old West Shootists, and to support the National Congress of Old West Shootists and represent those who have elected me to the best of my ability. [So help me, God.]

3.8 Responsibilities of the Executive Committee (Amended March 2013)

3-8-a. Appoint individuals to be in charge of specific National Congress of Old West Shootists' functions.

3-8-b. Approve Honorary Membership.

3-8c. Recommend the approval of Posses seeking to join the National Congress of Old West Shootists to the Territorial Congress who have met the required criteria.

3-8-d. The Executive Committee may establish and schedule at least one match each year open to all National Congress of Old West Shootists members, and shall sanction and schedule other National Congress of Old West Shootists-sponsored events as proposed and run by the various Posses. The Executive Committee shall authorize an amount of \$750 to be paid to the posse or posses conducting the National Shootout. The Executive Committee may also establish and schedule an annual convention and trade show of the National Congress of Old West Shootists. The Executive Committee shall authorize an amount of \$1000 to be paid to the posses conducting the annual Convention. (Amended March 2024)

3-8-d-1 Regional Events (Amended May 2020)

Regional events differ from normal posse multi-day shoots in that they must adhere strictly to all NCOWS categories, rules, and regulations. This means local posse variations, additional categories, prize awards, etc. are not allowed. The event would only be open to NCOWS members, however the discounted membership for "New" members is allowed. Shooting medals would be available from NCOWS at cost, plus shipping. They also would be able to advertise the event on the NCOWS website, The Shootist magazine and on CasCity as a Regional Event.

3-8-d-2 Any posse or group of members may petition the Executive Committee to hold a Regional Shooting event. The petition must list the dates and location of the event and identify what region of the country it would represent e.g. 'Midwest; Southwest, Northeast, etc'.

3-8-d-3 Petitions must be received by the Executive Committee at least six months in advance. Multiple petitions for the same dates will not be allowed. Petitions may not be identified as the same region. But a Midwest and a South Central or North Central would be allowed.

3-8-d-4 The NCOWS Executive Committee shall act upon the petition or petitions within 30 days. The Marshal shall make a motion to approve the petition.

3-8-e No actions of the Executive Committee shall circumvent the wishes of the Territorial Congress. The Congress may rescind or revise the decisions of the Executive Committee by a majority vote at any regular or special meeting of the Congress.

3-9 In the event that a Senator is not capable of completing his or her elected term, a pro tempore Senator shall be appointed by the Marshal to complete the term of office. (Amended May 2020)

3-9-a The Executive Committee may solicit names from the general membership if no candidate comes forward on their own accord.

3-9-b The Executive Committee shall review potential candidates for pro tempore Senator. The Marshal then shall select a candidate for appointment.

3-9-c The Executive Committee shall then accept a motion from within the Executive Committee for the candidate. Once seconded, the Executive Committee shall vote on whether the Marshal shall appoint the proposed candidate. A majority vote of the Executive Committee is required to accept the Marshal's appointment.

3-9-d At the end of the term to be completed, the pro tempore Senator has the right to run for election in the general Senate election.

## **By-Law 4: Elections**

4-1. The time, the place, and the date of Territorial elections shall be determined by the Territorial Congress and announced to the membership as least sixty (60) days in advance.

4-2. Nominations for Territorial Senator must be received by the Secretary in their entirety, including the candidates' platforms, by 15 July each year. The election of Territorial Senators will be completed by 1 December each year. (Amended March 2022)

4-3. Each Member is entitled to one vote.

## **By-Law 5: Dues and Fees**

Moved to By-Law 1-4

## **By-Law 6: NCOWS Affiliations**

The National Congress of Old West Shootists will establish and maintain a club affiliation with the National Rifle Association and other such organizations as the Territorial Congress deems appropriate.

## **By-Law 7: Authenticity**

7-1. It is the responsibility of the individual to document the authenticity of all items of apparel, accouterments, and firearms. The remainder of this by-law shall act as a general guide, however, the Territorial Congress, in conjunction with the Authenticity Committee, shall maintain, update and publicize specific lists of both "Approved" and "Not-Approved" items of apparel, accouterments, and firearms. These lists shall be made a part of this by-law and shall take precedence over any other portion of this or any other by-laws with which they may conflict. Questionable items may be granted temporary amnesty by the Judge on an individual member basis (not a blanket proclamation) until said item is listed by the Territorial Congress.

7-2. No modern (post 1899) firearms will be allowed unless they are authentic reproductions of traditional firearms or very markedly resemble traditional firearms. Traditional firearms are defined as those manufactured prior to or during the era 1865-1899 and in documented use on the North American Frontier within that time period. Center-fire calibers may substitute for original rim-fire calibers in reproduction firearms. Reproduction firearms chambered in calibers not utilized in original models shall be allowed as long as such calibers are original to the period or are otherwise approved by the National Congress of Old West Shootists. (Amended March, 2010)

7-3. The Territorial Congress shall establish and maintain a list of firearms and calibers approved for official competition. This list will be reviewed and up-dated yearly. Members wishing to have a particular firearm or caliber added to the list must petition the Territorial Congress and supply full documentation attesting to the historical authenticity of the firearm or caliber.

7-3-a. Petitions from members seeking to add replica firearms to the "approved" list (see By-Law 10). or to seek approval of disputed items of replica apparel or equipment, shall be made through the Authenticity Committee, to be chaired by the Judge.

7-3-b. A successful petition must have at least the following: (1) a minimum of two (2) primary published references proving the historical existence of the original of the petitioned replica firearm or item. Such references must adequately describe the original item being reproduced, prove its availability, use, or manufacture for sale during the time period 1865-1899; and/or (2) A minimum of one (1) dated period photograph, woodcut, engraving, catalog, and/or advertisement of the original of the petitioned replica firearm or item, or a photograph from a collector's reference (such as Flayderman's) proving that the original of the replica firearm or item did exist and could have been used during the period 1865-1899; and/or (3) an actual artifact representative of the petitioned replica firearm or item, properly authenticated and documented as to time period.

7-3-c. The Authenticity Committee may refer any petition back to the petitioner for additional information or evidence. The Authenticity Committee shall report its recommendation in writing, including all evidence, to the Territorial Congress within ninety (90) days after receiving the petition. The Territorial Congress shall then accept or deny the petition at the next Congress Meeting after receiving the recommendation of the Authenticity Committee.

7-3-d. An unsuccessful petitioner may appeal the decision of the Authenticity Committee to the Territorial Congress.

7-4. Only historically appropriate small conveyances for competitors' firearms and shooting supplies will be allowed (e.g., no converted golf carts, modern shooting carts, etc.). Visible ammunition containers and shooting supplies and equipment shall be consistent with historical authenticity. No plastic ammo boxes shall be visible at any time.

## **By-Law 8: Vendors and Dealers**

8-1. Vendors wishing to sell merchandise or services at National Congress of Old West Shootists-sponsored events must obtain permission from the National or local Judge or his/her Deputy. In the case of the National Convention, the sponsoring posse leaders. (Amended March 2024)

8-2. Vendors wishing to sell merchandise or provide services in the immediate visual area of the shooting participants and spectators may only display and sell original or authenticated replica goods or services of the period 1865-1899. The seller and his/her employees shall be appropriately dressed and accoutered for the time period, and their display of merchandise shall be appropriate to the historical period. (Amended March 2024)

8-3. Vendors wishing to sell merchandise or services of a general "Western" nature but who do not or cannot conform to the stipulations of By-Law 8-2 may do so with special approval from the National or local Judge or his/her Deputy. (Amended March 2024)

8-4. All commercial vendors may be assessed a set-up fee which may be paid in cash. Such fees shall be determined by the National Congress of Old West Shootists or the Posse sponsoring the sanctioned event, and shall be appropriate for the size and scope of the event.

8-5. Individual NCOWS members may from time to time display and offer for sale appropriately authentic items at meetings and shoots without otherwise being subject to the restrictions placed on commercial vendors.

## **By-Law 9: Insurance**

9-1. All posses shall be required to maintain liability insurance coverage as provided by this by-law and to the level established by NCOWS.

9-2. The Executive Committee shall secure and maintain a general liability policy for the overall organization to protect the corporation in the event of litigation and to cover the location of the National Shoot and the Convention.

9-3. In the event that the number of members in the posse exceeds the base policy, then the individual posses shall make up the difference between the payment and the premium. Posse shall be responsible for cost of additional insured riders for landowners or other locations. (Amended March 2011)

9-4. NCOWS Posse insurance benefit will be paid or reimbursed at the following rates.

The term "unique member" is defined as a home posse member who is not being used to count towards the insurance benefit on any other posse. They are paid current members, Individual, Charter, Life, Family, Senior, Junior, or Honorary, that are listed (for insurance purposes) on only one home posse roster. A member who is listed on more than one posse must declare a single posse as his/her 'Home Posse'.

The term "100% NCOWS membership" is defined as all members of the posse are current paid members of NCOWS, regardless of type of membership, be it Individual, Charter, Life, Family, Senior, Junior, or Honorary.

- 20 or more unique members and 100% NCOWS membership = 100% of the basic minimum premium for liability insurance.
- 20 or more unique members and less than 100% NCOWS membership = 50% of the basic minimum premium for liability insurance.
- 10-19 unique members and 100% NCOWS membership = 50% of the basic minimum premium for liability insurance.
- 10-19 unique members and less than 100% NCOWS membership = 25% of the basic minimum premium for liability insurance.

Posse must submit membership list and members NCOWS membership numbers at time of policy renewal. (Amended March 2011, March 2013, March 2014)

## By-Law 10: Shooting Classes

10-1 NCOWS shooting classes are unique and offer the shooter a greater variety of firearm options. These options are in keeping with the various ways in which someone might have equipped themselves in the Old West. All NCOWS shooting classes, as established by By-Law must be made available to all shooters at each National, Regional or Charter Posse Shoot. These classes shall be:

**Men's and Women's Four Gun Smokeless Shootist:** Shooter uses two pistols, one shotgun, and one pistol caliber rifle. Shooters may shoot smokeless powder and may fire handguns using a two-handed grip.

**Men's and Women's Three Gun Smokeless Shootist:** Shooter uses two pistols and one pistol caliber rifle. Shooters may shoot smokeless powder and may fire handguns using a two-handed grip.

**Men's and Women's Two Gun Smokeless Shootist Working Cowboy:** Shooter uses one pistol and one pistol caliber rifle. No Gun Carts are to be used at any time. Shooters may shoot smokeless powder and may fire handguns using a two-handed grip.

**Men's and Women's Four Gun Black Powder Shootist:** Shooter uses two pistols, one shotgun, and one pistol caliber rifle. Shooter must shoot black powder or approved black powder substitute powder in all firearms except those chambered for rimfire cartridges, and may fire handguns using a two-handed grip. Shotguns may NOT include any model of pump shotgun.

**Men's and Women's Three Gun Black Powder Shootist:** Shooter uses two pistols and one pistol caliber rifle. Shooter must shoot black powder or approved black powder substitute powder in all firearms except those chambered for rimfire cartridges, and may fire handguns using a two-handed grip.

**Men's and Women's Two Gun Black Powder Shootist Working Cowboy:** Shooter uses one pistol and one pistol caliber rifle. No Gun Carts are to be used at any time. Shooter must shoot black powder or approved black powder substitute powder in all firearms except those chambered for rimfire cartridges, and may fire handguns using a two-handed grip.

**Men's and Women's Four Gun Smokeless Duelist:** Shooter uses two pistols, one shotgun, and one pistol caliber rifle. Shooters may shoot smokeless powder and must fire handguns using a one-handed grip.

**Men's and Women's Three Gun Smokeless Duelist:** Shooter uses two pistols and one pistol caliber rifle. Shooters may shoot smokeless powder and must fire handguns using a **one**-handed grip.

**Men's and Women's Two Gun Smokeless Duelist Working Cowboy:** Shooter uses one pistol and one pistol caliber rifle. No Gun Carts are to be used at any time. Shooters may shoot smokeless powder and must fire handguns using a one-handed grip.

**Men's and Women's Four Gun Black Powder Duelist:** Shooter uses two pistols, one shotgun, and one pistol caliber rifle. Shooter must shoot black powder or approved black powder substitute powder in all firearms except those chambered for rimfire cartridges, and must fire handguns using a one-handed grip. Shotguns may NOT include any model of pump shotgun.

**Men's and Women's Three Gun Black Powder Duelist:** Shooter uses two pistols and one pistol caliber rifle. Shooter must shoot black powder or approved black powder substitute powder in all firearms except those chambered for rimfire cartridges, and must fire handguns using a one-handed grip.

**Men's and Women's Two Gun Black Powder Duelist Working Cowboy:** Shooter uses one pistol and one pistol caliber rifle. No Gun Carts are to be used at any time. Shooter must shoot black powder or approved black powder substitute powder in all firearms except those chambered for rimfire cartridges, and must fire handguns using a one-handed grip.

**Boy's and Girl's Four Gun Juniors:** Shall be open to those 12 through 17 only. Shooter uses two pistols, one rifle and one shotgun. May use any of the above shooting styles.

**Boy's and Girl's Two Gun Juniors:** Shall be open to those 12 through 17 only. Shooter uses one pistol and one rifle. May use any of the above shooting styles.

**Men's and Women's Four Gun Pistooleer:** Shooter uses two pistols, one shotgun, and one pistol caliber rifle. Shooters are restricted to the use of percussion revolvers, pre-1873 percussion or original/authentic reproductions of rimfire cartridge pocket pistols, exposed hammer double-barreled shotguns (percussion or cartridge) and reproduction or original pre-1873 pistol-caliber repeating rifles (e.g.

1860 Henry, Spencer, 1866 Winchester, etc.) Shooters must shoot black powder or approved black powder substitute in all firearms except those chambered for rimfire cartridges. Pistols and revolvers must be shot one-handed. Pistoleer shooters will shoot the same course of fire as the other competitors except that in a stage requiring more than two shotgun rounds the Pistoleer shooter would not be required to shoot the extra rounds.

**Men's and Women's Three Gun Pistoleer:** Shooter uses two pistols and one pistol caliber rifle. Shooters are restricted to the use of percussion revolvers, pre-1873 percussion or original/authentic reproductions of rimfire cartridge pocket pistols, and reproduction or original pre-1873 pistol-caliber repeating rifles (e.g. 1860 Henry, Spencer, 1866 Winchester, etc.) Shooters must shoot black powder or approved black powder substitute in all firearms except those chambered for rimfire cartridges. Pistols and revolvers must be shot one-handed.

**Men's and Women's Originals:** Shooter uses two guns, one rifle and one pistol to complete the course of fire. This class must be shot duelist/traditional style. Must have three originals present to have the class. For complete rules and regulations see Appendix A at the back of the Tally Book.

In addition to these classes, Chartered Clubs and special events may offer additional classes so long as they adhere to the general outline of these By-Laws. (Amended March 2022)

10-2. Smokeless powder loads shall not exceed the maximum muzzle velocities of comparable black powder loads, e.g. 1500 fps for single shot cartridge rifles; 1300 fps for lever action rifles; 1000fps for handguns. Smokeless loads may be chronographed and certified by the Judge before the shooter will be allowed to compete. No loading below manufacture's recommendation. Minimum velocity for any main match firearm is 600fps or published loading data.

10-3. The Territorial Congress, in conjunction with the Authenticity Committee and Executive Committee, shall establish and maintain official NCOWS Rules and Regulations to govern approved firearms, calibers, and load, and clothing and accouterments, and range rules and regulations.

10-4. National and Regional NCOWS sanctioned matches require a minimum of 3 competitors in any class in order to be eligible for awards.

10-4 (a) A participant of any NCOWS approved shooting class not meeting a minimum of 3 participants at a National or Regional match shall have the opportunity to change to a shooting class with the minimum number of participants.

10-4 (b) Alternatively, the shooter may choose to remain shooting in his or hers chosen class with the knowledge that no awards will be given in a class that does not meet the minimum number of participants. The scores will be tallied and posted in the same manner as shooters participating in classes with the minimum number of shooters.

10-4 (c) Participants in classes not meeting the minimum number of shooters will be given the opportunity to change to a class which meets the minimum number of shooters up to the time of the safety meeting on the first day of the main match of any NCOWs sanctioned regional or national shoot.

## **By-Law 11: NCOWS Rules and Regulations**

11-1. No matte-finished or brushed-finish stainless steel firearms are allowed except as specifically exempted in these Rules and Regulations, e.g. only those stainless steel firearms whose finish resembles an original nickel-plated finish.

11-2. No modern commemorative firearms shall be allowed

11-3. Projectiles shall be cast lead or lead alloy. No metal-jacketed projectiles shall be permitted. Muzzleloaders shall use round ball or elongated projectiles if such were original to the firearm.

11-4. Muzzleloading percussion firearms shall be original to the period or authentic reproductions.

11-5. Cartridge firearms shall be original to the period or authentic reproductions of original makes and models. "Short-stroke" modifications to lever-action firearms are not allowed.

11-6. Sights for all firearms shall be of original design or configuration.

11-7. Approved calibers and loads include any that were introduced prior to or during the period of 1865-1899 and that were originally introduced as a black powder load. Common examples include but are not limited to: .22 rimfire, .32-20 WCF, .32 S&W Short, .32 S&W Long, .38-40 WCF, .44-40 WCF, .44 S&W American, .44 S&W Russian, .45 Long Colt, .45 S&W, .45-70 Government. Any cartridge designation that was not originally introduced as a black powder load will not be allowed except for appropriate firearms in the smokeless cartridge division only, or for specifically-designated shooting events. .38 Special/.357 Magnum and .44 Special/.44 Magnum cartridges will be allowed if loaded with black powder or with smokeless powder to black powder velocities.

11-8. .22 caliber hand guns for main stages are to be pocket pistol/derringers only. .22 revolvers and rifles are restricted in use for specialty shoots only.

11-9. Single-Shot cartridge rifles shall weigh no more than twenty (20) pounds for official NCOWS competition.

11-10. The use of modern brass or lead bullet components may be used in order to fabricate ammunition for approved period correct original firearms for which no commercially manufactured ammunition is readily available. (Added March 2021).

## ***Approved Cartridge Firearms***

**Be advised this list is not all inclusive. Remember it must have been available in the Old West in the 1865 to 1899 time period. Manufacturers are coming out with reproductions and variations of them faster than NCOWS can address. Therefore, if you have any questions or are not sure, please contact the NCOWS National Judge for clarification.**

### **Revolvers, Reproductions**

SAA 1873 Colt clones by EMF, Navy Arms, Cimarron, Uberti, Armi San Marco, EAA, and Beretta.  
Colt Bisley models distributed by EMF, Navy Arms, and Cimarron.  
Colt 1873 Target models distributed by Navy Arms  
Colt 1872 Open Top Models distributed by EMF, Cimarron, and Navy Arms.  
Conversion Models distributed by Cimarron, Navy Arms, & others.  
Ruger Full-size Vaquero and new Ruger Vaquero  
Remington 1875 and 1890 SA manufactured by Armi San Marco, Beretta, & Uberti.  
Schofield revolvers made by Uberti, Armi San Marco, and Smith & Wesson.  
Conversion cylinders by Kirst and R&D  
Colt Thuer Conversion Cylinder replica by GB Enterprises  
Taurus Gaucho, and Colt Cowboy  
Colt models 1889, 1892, 1894, 1895, 1896, 1901, 1903, and Colt New Police  
Webley revolvers with Birds-head or Banana grips eg. (MK1, MK2, MK4, MK5)  
Model 3 Russian by Uberti, Navy Arms  
Beretta Laramie by Uberti, Beretta  
455 Webley Service Revolvers: Mark I, Mark II, Mark III, Mark IV, and Mark V. (Model VI is not approved.)  
Other Webley Revolvers: R.I.C. (Royal Irish Constabulary), M.P. (Metropolitan Police), #1 1/2, #2, #4 (Webley-Pryse), #5 Express, Mark II Pocket, Improved Government (Patterns I, II, and III), Webley Government (including W.G., W.G. Army, and W.G. Target)  
Other British Revolvers: any pre-1900 design by makers such as Adams, Kerr, Tranter, Enfield Mark I & II  
.455/.476 service revolver  
Rogers & Spencer, and reproductions, and conversions of same  
For percussion revolvers, Tresco (Ampco) and Slix-Shot nipples are allowed

### **Pocket Pistol**

A Pocket Pistol is defined as any pre-1900, percussion or cartridge, single or double action revolver, or replica thereof, that meets the following criteria:

1. A barrel no longer than 4 inches.
2. Weighing less than 27 ounces / 765 grams.
3. Any cartridges used to have a case length not to exceed 1.2 inches (typical of a .41 long colt.)  
(Amended March 2021).

### **Rifles, Reproductions**

Winchester Models 1860, 1866, 1873, 1876, 1886, and 1892 manufactured by Armi San Marco, Uberti, and others  
Winchester '94s if they retain the physical characteristics and appearance of 1894 models manufactured prior to 1899, in approved cartridges.  
Marlin '94 and '95s if they retain the same appearance as the originals prior to 1899, and as long as they are chambered in approved calibers/cartridges and safe in operation.  
Colt Lightning models by Tri-Star and the Taurus Thunderbolt and US Firearms Lightning clone and Beretta Gold Rush Carbine  
Spencer, all models  
Sharps by Pedersoli, Armscor, and others  
Remington Rolling Blocks

Winchester 1885 High and Low Wall  
Ballard, all models  
Springfield 1873 Trapdoor, all models  
Remington Hepburn models  
Marlin 1894CB in32H&R Magnum  
Peabody Rifles produced by Providence Tool Company  
1876 Winchester replicas, made by Uberti and Chaparral Arms

## **Shotguns, Reproductions**

Winchester 1897 pumps by Norinco and Tri-Star  
Side-by-Side/Double Barrels: approved models are too numerous to list here.  
Winchester 1887 lever-action 12 ga.  
IAC 1887 replica lever-action shotgun  
IAC 1893 replica pump shotgun  
Single trigger/ double-barreled shotguns  
Top-lever break single shot shotguns that retain the characteristics of pre-1899 originals

## ***Not allowed are the following:***

**Be advised this list is not all inclusive. Remember it must have been available in the Old West in the 1865 to 1899 time period. Manufacturers are coming out with reproductions and variations of them faster than NCOWS can address. Therefore, if you have any questions or are not sure, please contact the NCOWS National Judge for clarification.**

### **Revolvers**

Ruger Vaquero Bisley  
Ruger .32 H&R  
Cimarron Lightning  
Cimarron Thunderer  
Cimarron Model P Jr.  
“P” frames with Birds-head grip  
“Pinkerton”-grip firearms  
Uberti '73 SAA with cap and ball cylinders  
Ruger Old Army cap and ball  
Navy Arms Scout and similar small framed revolvers  
Non-birds head or non-banana gripped Webleys'  
Colt Police Positive  
455 Webley Service Revolvers: Mark VI  
Other Webley Revolvers: W.S. model  
Cimarron “Eliminator” series of revolvers (Added July 2015)  
For percussion revolvers, the so called “Manhattan Conversion” or other modification or cap guard to a percussion revolver to retain fired caps  
Single action Colt 1873 and replicas thereof with octagonal barrels (Added May 2020)  
Brass grip framed reproductions of the Colt 1873 Model P  
Brass framed reproductions of the Colt 1860 New Army 44 cal. percussion revolver  
Brass framed reproductions of the Colt 1851 Navy 36 cal. percussion revolver with a roll engraved cylinder.  
Brass framed reproductions of the Colt 1861 Navy 36 cal. percussion revolver  
Brass framed reproductions of the 1858 Remington New Army 44 cal. percussion revolver  
Brass framed reproductions of the 1858 Remington Navy 36 cal. percussion revolver  
Reproductions of the Colt 1860 Army percussion revolver in 36 cal.  
Reproductions of the Colt 1851 Navy percussion revolver in 44 cal. (Added March 2024)  
Revolvers chambered in 9x19mm Parabellum (9mm Luger) provisional until 2025 Congress meeting. (Added August 2024)

### **Rifles**

Winchester '94 with angle eject  
Henry Big Boy and all other models  
Modern lever-action rifles in current production equipped with angle eject, ramped front sight.  
H&R Buffalo Classic  
Beretta Renegade (an 1873 w/factory installed short stroke)  
Winchester 1866 and 1873 rifles and carbines made by Miroku  
Henry Repeating Arms Side Gate Lever Action, all calibers (Added May 2020)  
Rifles chambered in 9x19mm Parabellum (9mm Luger) provisional until 2025 Congress meeting. (Added August 2024)

### **Shotguns**

Modern shotguns with vent ribs  
Modern recoil pads (no white line spacers).

### **Derringers**

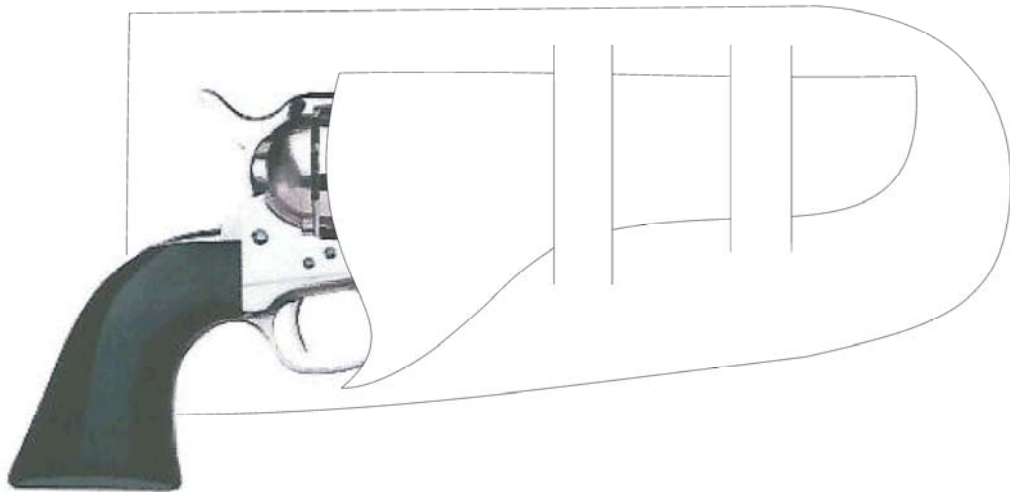
Bond Arms Derringers  
Cobra Enterprises Titan  
Uberti Maverick large frame 357 Mag and 45 Colt

## Gun Modifications:

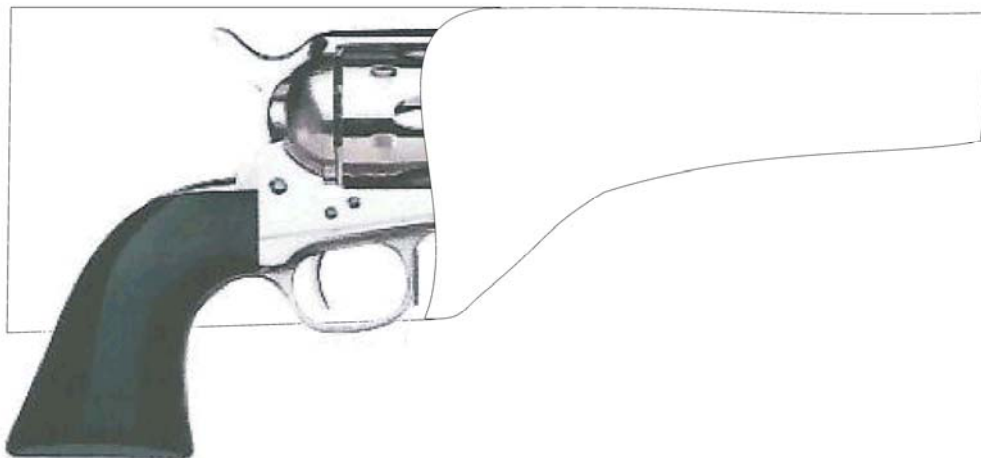
Not allowed are the following:  
Short-stroke kits for toggle link rifles,  
Short stroke kits for revolvers,  
Lightning rods or similar devises,  
Aluminum carriers for toggle link rifles.

## Holsters:

No belt holster shall be lined with metal, plastic, or any non-leather material to make it easier to extract or reholster revolver. Cloth Lining shall be acceptable. No holster shall be lower than the leading, forward edge of the trigger guard in the trigger area and no lower than the midpoint of the trigger guard over the cylinder or at the leading edge of the holster. Holster shall be attached to belt by a loop over the entire belt, i.e., no slotted belt (buscadero rigs). No holster may be tied to the leg.



Minimum Acceptable Holster Coverage



Unacceptable Holster Coverage

## **Clothing and Accouterments:**

A very diverse range of apparel and accouterments existed within the time period of 1865-1899. Much has been written detailing the items worn and used during this time. The individual must research all items to ensure authenticity. Period photographs used to authenticate dress should be dated in order to eliminate confusion as to whether the item is correct.

**Not allowed** are the following: any modern Western-style boot with stitching on the toe; modern-style vests; snap-button shirts or modern-style Western shirts; modern jeans that have not been altered to conform to historic styling; Buscadero (slotted belt) gun rigs; modern "fast-draw" holsters; slide-on shotgun shell holders (effective as of the first Territorial Congress of 2006); modern-style cowboy hats, unless altered to an authentic style; modern Western trophy-style belt buckles. Loading strips are not allowed on the firing line but may be used at the loading area. Shotgun cartridge belts must have individual loops.

## **Non-approved Accoutrements**

Slide on shotgun shell holders  
Buscadero (slotted belt) gun rigs  
No fast draw holsters  
Shotgun belts must have individual loops  
No loading strips on firing line  
Modern Western-style boot with stitching on the toe  
Modern-style vests  
Snap-button shirts or modern-style Western shirts  
Modern jeans that have not been altered to conform to historic styling  
Modern-style cowboy hats (unless altered to an authentic style)  
Modern western trophy-style belt buckle

## **Range Rules and Regulations**

1. Firing ranges shall be "cold;" i.e., there shall be no loaded firearms allowed anywhere but the firing line.
2. No fast draw competition.
3. Eye and ear protection are mandatory in "hot" areas--the firing line and immediate surroundings.
4. Ear muff-style hearing protectors are allowed, as are modern-designed shooting glasses.
5. No alcohol allowed on the range during shooting hours, either for use or possession. No illegal controlled substances at any time. No smoking in the shooting area.
6. No fingers in the trigger guards unless the shooter is on the firing line and preparing to fire at the command of the range officer, or in the act of shooting. Shooters failing to observe this rule may be disqualified from competition.
7. All participants, hearing the command "cease fire," or being made aware of other danger signals, will immediately cease firing and keep their firearms pointed down range with the muzzle in a downward position.
8. Shooters are responsible for the safe condition of their firearms.
9. Individuals making a formal protest to the Judge or Deputy Judge of questionable acts or violation of the rules by an individual shall accompany such protest by a \$10.00 protest fee. If the protest is upheld the fee will be returned. If the protest is denied, the fee is forfeited to the individual against whom the protest was made. The Judge or Deputy Judge's decision shall be final.
10. The Timer Operator shall not hold the timing clock device any farther forward than the shooter's elbow of the arm operating the trigger to prevent injury to the timer operator in the event a mishap occurs. For a shooter that is hard of hearing and cannot hear the sound of the timing device starting, the Timer Operator shall provide tactile alert by tapping the shooter on the shoulder at the time the timing device sounds the audio alert. (Added March 2023) (Amended March 2024)

## **Safety and Procedure Rules for All National, Regional and NCOWS Posse Shoots**

1. Treat and respect every firearm as if it were loaded.
2. Eye and ear protection is required for all competitors and spectators. Safety glasses with side shields recommended.
3. No loaded firearms except at the firing line or loading table.
4. No quick-draw at any time.
5. Revolvers are to always have the hammer down on an empty chamber or between chambers when loaded.
6. No breaking a 170 degree plane with any firearm at any time during the stage. Draws from a cross draw must be done with the body turned to the firing line so the muzzle of the revolver is not breaking the 170 degree rule. Stage disqualification for first offense, match disqualification for second offense in same day. Penalties for having the finger in the trigger guard or the revolver cocked before it is pointed down-range: 1st infraction - disqualification from the stage; 2nd infraction - disqualification from the match.
7. All long guns will have actions open at all times except at the loading table, on the firing line or when they are in cases. (Amended March 2024)
8. When carrying firearms to loading or unloading tables, muzzles must be in vertical position, pointed straight up.
9. A dropped unloaded firearm ends the stage for a shooter. A dropped loaded firearm will result in a match disqualification. The firearm will be retrieved and cleared by Posse Leader or Timer.
10. A dropped round is a dead round and must be picked up at the end of the stage. (Judges option: shooter may acquire another round from person.)
11. Everyone will load, stage, and unload his/her own firearms, except for those physically challenged or inexperienced, needing assistance.
12. No running under time with a charged firearm in hand.
13. No fanning or twirling a firearm at any time.

14. Shotguns are staged with magazines and chambers open and empty and are loaded under the clock. (Pistoleer class, arms charged but not capped.) All empty shells must be ejected before grounding or moving throughout a stage when carrying the firearm.
  15. Initially load rifles and revolvers at loading table only and only when the loading table is manned.
  16. Shooter is to retrieve his/her own firearms and go directly to manned unload table after stage is completed.
  17. No squib or magnum velocity loads. No jacketed bullets, only cast lead alloy only bullets. Shot is to be lead only, and no larger than #7 1/2's. Only cartridges and velocities approved in The Tally Book are allowed. Shooters may be held responsible for damage caused to a target by too "hot" a load.
  - 17a. Cartridge Firearms: When it is suspected a squib load has been fired, the timer operator will stop the shooter immediately. "Suspected" is when the round is too quiet, and no projectile exits the barrel and hits the target or the ground. The firearm shall be taken by the timer operator or designee, muzzle up, to the unloading table where the firearm will be made safe. The shooter may continue the stage with the other firearms. Rounds left in the firearm with the squib load will be counted as misses unless a reshoot has been offered. (Added March 2021).
  - 17b. Percussion Firearms: When a percussion squib occurs (i.e. the percussion cap fires, but it does not fire the charge of black powder), the timer operator will stop the shooter immediately. The shooter will keep the firearms pointed down range for a minimum of 5 seconds to be sure the round is not a delay fire. Then, the firearm shall be taken by the timer operator or designee, muzzle up, to the unloading table where the firearm will be made safe. The shooter may continue the stage with the other firearms. Rounds left in the firearm with the squib load will be counted as misses unless a reshoot has been offered. (Added March 2021).
  18. All participants must attend a safety meeting before shooting in any event.
  19. Posses should have no fewer than eight persons: one timer, one shooter, one watching the loading area, one watching the unloading, three watching hits and picking up brass, one loading
  20. Refusal to follow the Stage Marshal or Judge's direction regarding safety or procedural rules will be grounds for match disqualification. Remember to think safety first and always! Don't be afraid to speak up if you see anyone handling a firearm improperly, but also remember to be courteous. If someone points out that you're handling a firearm carelessly, be grateful, not upset. It's better to be corrected than have someone get hurt.
  21. It is permissible if Posses allow for mule-eared shotguns to be cocked at the beginning of a scenario whether staged or in the shooter's hands.
  22. no cocked firearm with a live round under the hammer may ever leave the shooters hand except for a malfunction. This also means from one hand to the other.
  23. Penalty for a missed target is 10 seconds. If the counters are unsure if the shooter missed, it is not a miss.
  24. Penalty for a procedural (shooting targets out of order, or otherwise not shooting the scenario as written) is 20 seconds.
  25. A willful violation of the stage instructions to gain a better score will result in the shooter being assessed a 30 second penalty for violating the "Cowboy Code". This "Cowboy Code" penalty will be added to the shooter's score in addition to any penalties for misses and procedurals. Two "Cowboy Code" penalties within a match will result in a Match Disqualification.
- The "Cowboy Code" penalty will be awarded if all stage spotters and the time keeper come to a unanimous conclusion that a violation as stated above has been committed.

## **NCOWS Rules for Air Horns and Flags**

If something should occur down range that will need someone to cross over the firing line to fix it is the responsibility of the Timekeeper to use the air horn to notify his/her posse and all other posses that there is a problem. If the problem is not a matter that would endanger anyone -- two short blasts on the air horn after the shooter has finished the stage lets the posse leader on that posse know that a yellow flag is required. When two short blasts are heard and a yellow flag is raised on another posse, the Timekeeper should allow his/her shooter to finish his/her stage, proceed to the unloading table, lay all guns on the table and step back from the unloading table. Once the Timekeeper has determined that all firearms are either lying on the loading or unloading tables, then he/she will tell his/her Posse Leader to raise the yellow flag for that posse. When all posses' yellow flags are raised, it is then safe for someone to cross the firing line to set targets, retrieve hats, etc. Once the problem has been rectified, the initiating posse's Timekeeper will tell his Posse Leader to raise the green flag. Only when all green flags have been raised, can any firearm be picked up or moved and shooting resume. If something should occur down range that presents eminent danger to person or persons, a long blast on the air horn by a timekeeper signifies an immediate cease fire. The long blast should be relayed by all Timekeepers to ensure everyone up and down the line hears it. The person on that and all stages are to stop firing immediate, lay down his/her firearm on the ground in front of him/her with the barrel facing down range, stand, step back from the firearm, and raise open and empty

hands to signify he/she is clear. At that time the Timekeeper tells the Posse Leader to raise the red flag. Once the danger has been remedied, the initiating Timekeeper will let his/her Posse Leader know to raise the green flag. Shooters in the middle of stages on a red flag will be allowed to reshoot that stage. Firearms will be picked up and carried to the unloading table where they will be unloaded and cleared. The shooter will then need to proceed to loading table, reload and get ready to shoot through the stage again. While the interrupted shooter is unloading and reloading, the next shooters in line may proceed through the stage. Once the interrupted shooter is ready, he/she will shoot where ever in the shooting order that occurs.

# Appendix A

## NCOWS Rules for the Originals Class

**Men and Women's Originals:** Shooter uses two (2) guns, one rifle and one pistol to complete the course of fire. This class must be shot duelist/traditional style. Must have three(3) originals present to have the class. (Amended March 2011)

### Rules and Regulations for the Originals Class

The "Originals" class is a non-traditional shooting class combining the elements of a historically accurate and documented impression or persona, peer review, and shooting competition. Each entrant will submit a documented impression, be subject to peer review, and compete in shooting competition under specific limitations.

The guidelines for the "Originals" class are as follows:

1. Select an impression for a person that would have lived in the 1865-1899 time period.
  2. Give this person a birth date that would allow them to be your age at the time period you select. Describe the life and character of the person. This should be short, 250 words is sufficient.
  3. Provide a list of clothing, accouterments, and weapons that are used/worn by this person. The items are to fit within the time frame depicted. This listing would be complete; description of each item, with at least two reference sources if possible, that describe the item and its time frame.
  4. This listing along with the biographical sketch (impression) shall be submitted along with a photograph "in Persona".
  5. Firearms shall be one NCOWS approved rifle and one NCOWS approved pistol, either original or reproductions that were available for the period chosen. Any persona prior to the availability of smokeless loadings for their chosen firearm is required to use black powder or approved substitute. This class must be shot duelist/traditional style. (Amended March 2011)
  6. Deleted (Deleted May 2020).
  7. Firearms are not to be altered or modified in a manner that was not consistent with the period chosen.
  8. Chosen firearms used in a match may only be replaced with another in case of failure or breakage. *For example: pistol for pistol rifle for rifle.* If one is not available, misses will be taken for that firearm for the remainder of the match.
  9. Gun carts will not be used unless needed to accommodate physical handicaps.
  10. If possible, "Originals" entrants will be squadded together. *This class will not be offered unless at least three participants register for the class.* A minimum of three entrants are required for the peer review.
  11. **Scoring.** Scoring will consist of three parts: (A) Each participant will receive a base score of 50 points for the successful completion and submission of the required documentation of their impression, clothing, arms, and accessories. (B) The impression or persona will be reviewed by the other participants of the class and the appearance of each participant will be checked against their impression. Participants will be given a score of 1-10 based on the average of the peer review scores. Participants will not score themselves. (C) The balance of the participant's score will be based on the shooting in the match. In this section participants will receive 40 points for first place, 35 points for 2<sup>nd</sup> place, 30 points for 3<sup>rd</sup> place, 25 points for 4<sup>th</sup> place, 20 points for 5<sup>th</sup> place, and all shooter below 5<sup>th</sup> place will each receive 15 points.
- Total score for each participant will be determined by adding the point total for each of the sections.**
12. Documentation may be submitted in advance of the event to three(3) previously approved "Originals" members or may be submitted at the event itself, provided at least three approved "Originals" are present at the event.

13. Course of fire will be the same during the match as other shooters using two firearms. (Amended March 2021).

14. The participant *does not have the option to change firearms during the match.*

15. Design of the stages is left to the discretion of the local posse, who are encouraged to refrain from requiring the shot count of shooters that shoot more than two firearms



# Appendix B

## Long Range Safety Guidelines

1. All participants and spectators will follow the Range Officer(s)/Posse Marshals instruction at all times. No exceptions.
2. All participants are responsible for safety. Due to the large area affected, everyone participation in an event needs to support the Range Officer(s)/Posse Marshal by acting as additional safety officers. Items to watch for many include people or vehicles entering onto the range, livestock and other animals or anything downrange that may become endangered in or past the target/impact zones.
3. All the Range Officer(s)/Posse Marshal's command of "Downrange," or "Clear," or "Ceasefire" all firing will cease and all firearms will be open and empty. No firearm on the shooting line will be handled during this time. Firearms off the shooting line may be cleaned. Firearms on the line may be handled only after the Range Officer(s)/Posse Marshal has declared the line "hot."
4. Before putting any loaded firearm into battery, it should be approximately horizontal with the downrange terrain.
5. If the range utilizes target pits, a Pit Range Officer(s) must be present in the pits during all shooting periods. Additionally, some form of clear and reliable communication must exist at all times between the firing line and target pits.
6. No one will be permitted on the firing line except registered shooters, Range Officer(s)/Posse Marshal(s) and spotters at anytime during shooting periods. Spectators will remain at a safe distance behind the firing line at all times. Eye and Ear protection are required at all times by all persons, including spectators during shooting periods.
7. Different types of Long Range Shooting events may dictate that approved firearms, ammunition, equipment, and shooting positions may or may not be used at the Match Director's discretion. Shoot rules and requirements should be clearly communicated to all participants well before the shooting event date, but remains the shooter's responsibility to find out what is allowed at each event.



# Appendix C

## Re-enactment Safety Guidelines:

### 1. No live ammunition will be brought to any reenactment event.

Check your clothing and all equipment (gunbelts, pouches, saddlebags, boxes, etc. including any gear in your vehicle) before you leave home and also when you arrive. Each member is personally responsible for this - don't leave it for the Safety Officer – Be your own Safety Officer! A live round cannot be fired if it is not there.

2) Always maintain complete control of any firearm, knife or other potential weapon. Always handle firearms as if they were loaded. Never point a firearm directly at anyone. Keep all weapons secured in holsters, unless and until required by the script. **Never allow any member of the general public to handle a weapon.**

3) Check with local law enforcement officials well before an event is scheduled. If the event may be covered by multiple agencies or jurisdictions, be sure all parties involved are aware of what the event entails. Do not rely on an event sponsor or organizer to do this—make it your posse' responsibility.

4) NCOWS rules will be followed at all times and as appropriate. Improper language or conduct in public is strongly discouraged, as is the "harming" of women and children unless appropriately scripted.

5) All performances should be well planned and rehearsed. Allow ample safe room for both members and the public when blanks are fired. If room is inadequate, DO NOT FIRE! **Always aim low and to one side when firing at another performer.** Loose sand, gravel and even dirt can be dangerous if a blank is fired directly in front of someone. Always stay alert for anyone approaching you from the side as you fire, or otherwise entering your line of fire. Always remember, the general public believes blanks are harmless and that they cannot be hurt by one.

6) Blanks may be either commercially bought or homemade. In either case, they should be sample tested before the event occurs to check their power and compatibility with the firearms used. Use extra caution when capping loaded percussion firearms on site. One posse member should be designated as Loading Officer and will load or closely supervise the loading of all firearms in use. Load no more blanks than is required by the script.

7) Holsters will be of sufficient fit and ample strength to retain the pistol. While generally historically incorrect, hammer tie downs may be used at the posse' discretion. Knife sheaths should be amply made to both retain the knife securely and prevent injury to the wearer in case of a fall.

8) An experienced posse member should be elected as a Safety Officer. The Safety Officer will be responsible for the overall safety of the event. This includes but is not limited to:

- a. Ensuring no live ammo is present at an event
- b. Ensure that blanks are safe to use.
- c. Supervise the safe use of all firearms, knives and other potential weapons.
- d. Ensure safe distances between members and the general public during all performances.

The Safety Officer and Loading Officer should work together to maintain safety and security for the event at all times. Each should be familiar with both position's responsibilities and may alternate positions after informing posse members of such. An experienced back-up member is strongly advised for each Officer. Safety still remains the sole responsibility of each member.

9) If possible, a firearm safety talk should be scripted and delivered to the audience at an appropriate time. If children are present, it should be scripted to elicit their response and involvement. The NRA has multiple programs that can be utilized or drawn on to script a meaningful message.

# **Appendix D**

## **Rules for Period Correct Camping**

As the Period Correct (PC) camping area is a major part of the NCOWS Nation Match experience, the Authenticity Committee has established the following rules:

1. All structures in the PC camping area must be appropriate to the era 1865-1899
2. All residents of the PC camping area must be attired as if they were on the firing line (NCOWS level one or better).
3. All non-PC items must be kept out of sight and/or well covered

# Appendix E

## Youth Apprenticeship Program

NCOWS has established an Apprentice-Youth program which will act through Posse mentors to train and educate young people under 12 years of age to become safe, responsible and involved members of NCOWS. Further, NCOWS has approved guidelines for the Youth-Apprenticeship Program. These are:

- 1) Youth participants are under 12 years of age
- 2) The Parent/guardian must be an NCOWS member in good standing
- 3) To shoot, they must present an approved Hunter Safety Education Certificate from their state of residence and be approved by the Mentor and Range Safety Officer/Posse Marshal

**Apprentice-Youth Mentors:** Will be selected by each participating Posse. These will be the members that will actually run the program at the posse level and work in combination with the parent/guardian to train and educate the Apprentice-Youth. They should be experienced members of NCOWS who are familiar with the NCOWS Bylaws, safety guidelines and their Posse' range rules. They should also possess the ability to work with youth of this age and develop an effective training and Old West educational program for the individual Apprentice-Youth. They will additionally serve as members on the Apprentice-Youth Committee.

**Parent/Guardian:** Must be a current NCOWS member. They will work in conjunction with the Mentor to allow their child to learn all aspects of the Apprentice-Youth Program. Their ongoing participation with the Apprentice-Youth and the Mentor is required throughout the program

**Posse:** The participating posse leadership will work with the mentor to assist in the administration of the program. The Posse will be responsible to request a greenhorn/.22 specialty shoot or side match variance for all events (Posse level, Regional or National Shoot) involving the program.

### This concludes the By-Law section of the Tally Book.

The following articles are reprints from past issues of *The Shootist*. The 'Three Levels' are not official NCOWS classifications or categories, just a system for explaining the various methods of choosing your gear, clothing, etc.



## Creating the Outfit, Part I

### *The Basic Level*

by Marlan J. Ingram

I penned my first article for *The Shootist* back in 1998, and I've been submitting articles on a fairly regular basis since that time. One thing that I have repeatedly stressed is the need to first develop a Persona before trying to build an outfit. In addition, I've gone into detail concerning correct clothing, armament, and accouterments. Something that has just fairly recently become clear to me, however, is that not everyone is interested in taking their impression to the most extreme degree. I've found that participants in Western Action Shooting usually fall into one of three groups. The first group consists of those people who are concerned with making sure that all of their clothing, armament, and accouterments are basic recreations of what was available during the 19th century. This group is either at this level, or constantly striving to achieve this level. The second group is comprised of those individuals who will go so far as to pick a particular Persona, and will make efforts to insure that their outfit fits their PARTICULAR Persona and impression. The third group is comprised of folks like myself who take it to an extreme degree. We not only have a Persona, but we are concerned with correct materials, colors, stitching, buttons, button holes, etc., and even go so far as to try to have a correct patina to the entire impression, and that is just for starters.

Having an understanding of these three levels of participation, I can now see clearly that a person at level three may actually seem somewhat intimidating to someone who is still working on level one. With this in mind, I want to first define each level, and then I want to address separate articles detailing what it will take a participant to achieve each level. The definitions for the three levels are as follows:

Level I: Basic - Inhabitant of the Old West - 1865-1899

Level II: Journeyman - Specific Persona and Impression

Level III: Master - Advanced Living Historian.

With this article, I would like to address the requirements for Level I, which is the basic level. My feelings are that this is a good, solid goal for every NCOWS member to achieve. I honestly see no reason why each member should not be at this level. Here is a scenario: If a new member, either new to NCOWS, or new to Western Action Shooting itself said, "Hey, I'm new at this, and I haven't picked a persona or anything like that yet, but I want to make sure

that all of my basic stuff for the era is correct. What do I need, and where do I get it?" The following is what I feel a participant needs to do to achieve the basic level.

For clothing, you need four basic items. You need footwear, which should be square-toed. If you KNOW that you want to do a later era, such as 1890s, you can go with round toe, but mind you that square toe was still in common use in the 1890s also, PLUS you can use square toe for earlier eras if you wish, so I would strongly recommend the purchase of square toe boots. Second, you will need a pair of trousers, which should NOT have zippers or belt loops. Instead, they should have suspender and fly buttons, with wool being the preferred material, although other materials are still acceptable. You will need a shirt, which should be of pullover construction, with buttons going about halfway down the front. Finally, you will need a hat, and the best advice I can give you is do NOT go to your favorite modern boot outfitter or countrywestern outfitter looking for a hat. Instead, you will want to start with something flat brimmed and opened crowned, until you can do further research and find a particular blocking (hat shape) that is historically correct, and works for you.

Once you have those items in place, you will need correct firearms. Colt Single Action Army revolvers are always a good choice. Uberti is the preferred manufacturer, and get bulls-eye ejector heads if you can. Shortly, I will give you a short list of reference books which will help you better understand some of the nuances of early vs. late model Colts. You will need a rifle, and the 1873 Winchester is always a good choice, as is the 1866 Winchester. Once again, if you KNOW that you want to do 1890s, an 1892 Winchester is fine, but just like the boots, the 1873 Winchester was still in common usage in the 1890s. You will need a good shotgun, and a good double barrel would be my first choice. Once again, just like the boots and the 1873 Winchester, if you know that you wish to do an 1890s impression, then you can consider an 1887 Lever Action Shotgun, or even an 1897 pump. However, if you have not yet picked out a persona and/or a time frame, remember an early firearm or accouterment will still work for a later impression, but the reverse is not true. Purchasing an earlier style item may save you a little grief and money in the long run.

For your revolvers, you will need correct leather gear. If you have purchased Colt Single Action Army revolvers, then Mexican Loop holsters are the most popular way to carry them. Finally, to carry your ammo around at a match, I would recommend purchasing a pair of saddlebags. If you don't want to spring for those yet, something as simple as a canvas sack will suffice. Now, I've kept this very simple, and very basic. The idea is to purchase the basic items that you need, but without going overboard. The idea is to also purchase the RIGHT clothing, armament, and accouterments the first time, so that you don't later have to replace an incorrect item. For example, if you showed up at your first NCOWS event with your new Ruger Super Blackhawk revolvers and low slung fast draw rigs, you would very quickly find that you had made a mistake, and if you still wished to compete in NCOWS, you would now be faced with trying to sell those items (most likely at a loss) in order to get the correct items that you should have purchased in the first place.

So, now that we know what we need for the basic level, where do we get it? This is where the new participant to Western Action Shooting is often tripped up. There are a LOT of outfitters willing to sell items with claims that their goods are authentic, but unless you know specifically what to look for, how do you know whose claims are legitimate? If you don't mind, let me help take the guess work out of it for you. In this article, and in the next two parts to this article in the next issues, I want to point out sutlers with whom I have had experience who I feel offer "the right stuff." For getting started, the one that I want to point the readers to is the [River Junction Trade Co.](http://www.riverjunction.com/) (312 Main Street - Box 275 - McGregor, Iowa 52157 1-866-259-9172, [www.riverjunction.com/](http://www.riverjunction.com/)). (See *ad in this issue - Ed.*) I have had the chance to examine their goods first hand, and they are also very knowledgeable about what is correct for the pre- 1900 era that we wish to portray. Their catalog #6 should be available soon, but let me use their catalog #5 (out of print) to give examples of what the new participant should purchase.


Boots ([check online catalog](#)): The online catalog gives several boot options, but the ones I would suggest are the Cavalry boots, and the cost is \$270. Please keep in mind that if you purchase a good boot for starters, and take care of them, they can last you a lifetime. However, in the next two articles, I will list other sources of boots, some of which can dip below \$200. For trousers, look on page 25 of River Junction catalog #5, or once again, check online. The trousers will cost from \$59 to \$74, which is a good price range. For a shirt, look on page 3 of the catalog. The one I would recommend is the one called the Frontier Shirt, and prices run from \$34 (cotton) to \$49.95 (wool). For a hat, go to page 35, and the one I would recommend is called The Scout. Purchase the Fur Felt hat for \$120. Like the boots, a hat should last you a lifetime. For leather gear, I would turn to page 44 in the catalog, and purchase the Mexican Double Loop Holsters, which cost \$34.95. Believe me, this is a Very good price. For a belt, I would purchase the 2 1/2" cartridge belt on page 45, which costs \$44.95. Once again, this is a very good price, but if you want higher end leather gear, River Junction can supply that as well. Finally, there are some additional items you can purchase,

although they are optional at this point. On page 8, they list vests, and I would suggest the Notched Lapel vest. On page 31, you can purchase the Narrow Tie, which costs \$19.95, and on page 33, you can purchase the Canvas Suspenders, which will run you \$15 bucks.

Once again, this is simple, basic, and to the point. It tells you exactly what you need, and where to purchase it. Without picking a specific persona, it's hard to go beyond this and pick specialty items, but achieving a Level I impression is perfectly acceptable, in my opinion. However, anyone interested in the Old West will also want to study, and may eventually want to take their impression to the next level. With that in mind, what books should you study? When it comes to historical research, I actually have a fairly good library, but rather than recommend a truck load of books, these are the three books I would recommend for someone just embarking down this path: *Floyderman's Guide to Antique American Firearms*. If it was used in the Old West, this book will have very good detail on it, including original production figures, finishes, etc. Next, I would suggest *Packin' Iron*. You have to put your firearms in some kind of leather, and *Packin' Iron* is the best one source study on the subject that I have ever seen. Finally, I would suggest *The American Frontier*, which will give you a lot of photos of original inhabitants of the Old West, from all walks of life.

In parting, I would like to leave you with a couple of thoughts. First, if you have attended or participated in Civil War reenacting, you are aware of the extreme degree of historical accuracy that is part and parcel of the whole affair. How do they go so far as to get EACH individual to achieve such a high degree of accuracy? Simple. Each new participant is given a list of what they need, and is also given recommendations on what to purchase. In other words, the individual is not left "blind" but is given guidance from those who have gone before. This is exactly what I've tried to do with this article. (*Editor's note: if you're a Civil War reenactor you already have almost everything you need to participate in NCOWS as a recently-discharged soldier gone West.*) Second, I want to tell you a funny little story. A couple of years ago, I got into Revolutionary War reenacting, but I actually met the group online, through their website. So, I was joining, WITHOUT them actually seeing me. Well, prior to joining, I did INTENSE research, and I also listened to their recommendations concerning where to purchase items. The rest of my accouterments I made by hand, but followed original examples. Before I went to my first meeting with them, I had put together the ENTIRE outfit, down to the most minute detail. One of the members picked me up at my house to take me to the meeting, and had a chance to see my outfit first hand. Well, when he later introduced me to the head of the outfit (the Lieutenant) he told the Lieutenant that I had already purchased my gear. The Lieutenant then told me "Well, when you get into it a little more, let me know, and I will make you a cartridge pouch like this one." The member then told him, "No, I don't think you understand, he is finished, he has everything, and it's all correct." The Lieutenant then said, "Oh," and stood staring at me in surprise for a few moments. Why, you ask? Because a new participant to reenacting, especially serious reenacting, such as Civil or Rev War, is NOT expected to start out with a complete, advanced outfit.

Just as it is with Rev War and Civil War, a new participant to Western Action Shooting is not expected to start out with an advanced outfit. Such is almost unheard of. There should be a basic, starting level of outfitting, and that is what I have tried to address with this article. For those who wish to take it further, however, we will address that in the next issue when we discuss the requirements for "Level II: Journeyman Specific Persona and Impression."



# Creating the Outfit, Part II

## *Journeyman Level*

*by Marlan J. Ingram*

BEFORE getting into the specifics of putting together a Level II outfit, let's do a brief recap of a Basic Level 1 Impression. At the Basic Level, you are simply an Inhabitant of the Old West, of the period from 1866 to 1899, and your goal is to simply have items that were available and commonly in use in that time frame. These items include footwear, trousers, a shirt, a hat, and we also discussed armament and leather gear. In addition, we also listed specifically where to purchase items, and the approximate cost of each item. I am of the opinion that this is a worthwhile goal for all NCOWS participants, and it should also be easy and simple to achieve.

However, for those who wish to go further, we will now discuss what is necessary to achieve a Level II Impression, which is defined as a Specific Persona and Impression. The thing that may surprise you about a Level II Impression is that, like Level 1, Level II is also very easy and simple to achieve. To achieve a Level II impression, all you need to do is follow this five-step guideline:

Step 1: Pick a Persona

Step 2: Narrow the era

Step 3: Find dated photographs that fit era that you picked in step 2.

Step 4: Find non-fiction background material (books) specific to persona picked in step 1.

Step 5: Find an outfitter that carries items similar to those found in step 3.

So, to begin with in Step 1, we have to decide who we are. This doesn't have to be a detailed persona, not at this point. As the majority of participants to our sport try to identify with the cowboy way of life, we will say that our persona in step one is that of a cowboy. Ok, but what era? Once again, this does not have to be detailed to a specific year, so let's say that we are a cowboy in the 1880s. As to Step 3, let's use one of the books that we utilized as part of our Basic Level, *The American Frontier*.

Now, if we are to be a cowboy in the 1880s, what we need to do is find actual photos of cowboys that are dated to the 1880s. Simply put, we open the book, and start flipping pages, and mind you, we are looking for DATED photographs, and we are looking for common denominators. What do we find? On pages 196, 197, and 198, you see several photos of cowboys out in the field, with 'references' to 1880s, but no verified dates, so let's see what common denominators we find here, file them away, and go on. Long sleeve shirts, buttoned at the wrist and throat, bandanas, and several with suspenders. Pg. 200 gives an actual photograph of the early Shotgun style chaps, and the following pages give good photographs also, but not until page 217 do we get to a dated photograph, circa 1886, although curiously the men in the photo are not wearing bandanas. Page 220 also gives a photograph that is dated, circa 1885, and it gives a good view of a period Mexican Loop holster. Page 221 gives a photo of a couple of cowboys, and although the photos is undated, it still illustrates shirts buttoned at the throat and wrists, and shotgun style chaps. Page 242 is a circa 1884 photo (but not verified by the way it's captioned). So, we've got photos from the book dated 1884, 1885, and 1886, but to be honest with you, I'm not satisfied with that, so let's go to Step 4.

In Step 4, we find non-fictional books that are SPECIFIC to the impression we wish to recreate, so we will utilize two, *I See by Your Outfit*, and *Cowboys & The Trappings of the Old West*. Starting in *I See by Your Outfit*, we will do the same as we did with the previous book, we will open it, start flipping pages, and see what we find. Page 16 shows a circa 1884 photo of a cowboy, but in this case a foreman, so although his clothing is not gaudy or fancy, it is of fairly high grade. Page 17 shows a circa 1884 photo of another foreman, and his clothing, armament, and accouterments are also of very decent quality. Page 18 shows another cowboy, circa 1884, but whereas neither of the foremen in the photos on page 16 and 17 wear chaps, we see that this 'working' cowboy sports chaps, and unlike the foremen, does NOT sport a vest. Speaking of vests, page 19 illustrates a large group of cowboys, and we notice that some wear vests, and some do not, and as we noticed in *The American Frontier*, some wear suspenders. Another interesting photo is on page 56. It is a circa 1884 photo, and the cowboys in the photo all wear shirts buttoned to at the wrist and throat, and sport Mexican Loop Holsters for their Colt revolvers. Page 59 shows a circa 1881 photo of a cowboy, who is sporting Shotgun style chaps, and his revolver is still worn 1870s style, butt forward, and in what

appears to be a California Pattern holster. Page 60 shows another cowboy, circa 1884, once again with the shirt worn in the common fashion, and once again sporting Shotgun style chaps. Page 63 shows a circa 1882 photo, and once again, shirts are worn in the common fashion, Shotgun style chaps are in evidence, and in this photo, all of the men are wearing vests, although they each appear to be dressed in their best, not in 'field' dress.

Now, *I See by Your Outfit* is quite good, and you can find many more photos in the book not only depicting the men, but their armament and accouterments as well. If we go to *Cowboys & the Trappings of the Old West*, the photography is even better, but I will only mention a few. On page 10 is a circa 1880 photo, and you will notice that each of the men once again subscribe to the common fashion of wearing shirts buttoned at the wrist and throat, although only one is wearing a vest in the photo. As far as armament is concerned, you will notice once again that the Mexican Loop and Colt revolver is the most common combination. Page 52 shows a cowboy circa 1880s, and once again we see the shirt worn in the common fashion, but this time with a bandana, with the common Shotgun style chaps, and with the common Mexican Loop holster.

*Cowboys & the Trappings of the Old West*, and *I See by Your Outfit* are both good books, and if you wish to portray a cowboy of the 1880s, I would urge getting and studying both of them. In addition, I would look for any period non-fiction book that deals with the specifics of day to day life of cowboys of the era. Once you have paged through each of these books, and noticed pages with photos of cowboys, and or with clothing and accouterments, I would simply write down where I found each photo, as well as the date of the photo or the accouterment, and I would file it away in a notebook.

So, did we get common denominators from the photos? Yes. We see that the clothing we purchased for our Basic Level 1 impression will still work for this impression, all we need to do is build on it. To do that, we simply pay attention to the common denominators, which show shirts buttoned at the wrist and throat, we see that suspenders are sometimes worn, and we see that vests are also sometimes worn, but are not mandatory. The same goes with the bandana. If we get chaps, we want them to be of the Shotgun style, and a Mexican Loop holster would have been the most common way of carrying our revolver at the time. So, proceeding to Step 5, it is a simple (and frustrating) matter to find an outfitter who can provide you with the basic items that you found in your research. As was stated in the first article, there are many vendors willing to sell you items that didn't exist and simply are not representative of the era. As a starting point, we can once again go with [River Junction Trade Company](#), who can provide you with all of the items needed to complete the above impression. Another outfitter I would like to mention is The Great Plains Hat Company (2245 Franklin St., Bellevue, Nebraska 68005, 402-292-6018). There are two things you need to know about The Great Plains Hat Company. First, their items are not cheap. Second, I believe they make the absolute best product available. I've had the opportunity to examine their hats first hand, and I must say that I am IMPRESSED. As far as other outfitters are concerned, I'm going to contact Red River Trade Co. (1491 120th St., Earlham, IA 50072, 515-360-6679) regarding their wares, and I hope to have a report on their offerings by next issue, as well as those offered by [James Country Mercantile](#) (111 N. Main St., Liberty, MO 64068, 816-781-9473, [www.jamescountry.com/](http://www.jamescountry.com/)).

As you can see, creating a Level II, Journeyman impression is quite simple. It costs no money to come up with a persona and era, and even the research can be conducted for free, simply by utilizing your local library. Compiling the documentation is simply a matter of writing down and saving what you find. As I said, it is quite simple, it is simply a matter of *doing it*.

Now for those who wish to take it further and who want something more intensive, in the next issue we will detail what it takes to put together a Level III: Master- Advanced Living Historian impression.

# Creating the Outfit Part III, *The Master Level*

by Marlan J. Ingram

ZEKE PROCTOR was a Cherokee, a member of the Keetoowah Society (Full Bloods) of the Cherokee Nation, and a Union Veteran of the War Between the States. He was also a noted gunman, and was described (and photographed) as carrying two revolvers, and was known to be proficient with both the Spencer Repeating carbine and the Winchester rifle. In April of, 1872, Zeke Proctor found himself on trial in the Cherokee Nation for an accidental killing two months before. Unfortunately, the woman killed was a Beck, who's family were not only Confederate Veterans of the War Between the States, but also political rivals of Proctor and his supporters. Among the Five Civilized Tribes, the Cherokee Nation included, it was custom that if you harmed an individual, you could expect that person's family members to seek satisfaction for the transgression. The stage was set for a reprisal.

To avoid trouble, the trial was moved from the regular courthouse (which was in Beck country) to the Whitmire schoolhouse, with Judge Blackhawk Sixkiller presiding. The trial began on April 15, 1872, and the Proctor faction, including the defendant himself, were armed to the teeth, and in addition, had several Cherokee Lighthorse Police on hand to protect the proceedings. The Beck faction, however, had sworn out Federal Warrants to arrest not only Zeke Proctor, but also proctor's family, the Judge, and even the Jury! To assist in this, the Beck faction had along two Deputy U.S. Marshals who had specific instructions to make arrests only if Proctor were acquitted.

The Beck faction had no intention of arresting anyone, and simply stormed into the packed, makeshift courthouse and started shooting. During the frenzied melee, eleven men were killed, including Zeke's brother Johnson, Zeke's defense Attorney, and Deputy Marshall J.G. Owens. The balance of those killed, however, were on the Beck side, who made good their escape, leaving their dead behind. The number of wounded was large, and to this day has not been accurately recorded, but included among the wounded were Zeke Proctor, and even the Judge himself. Undaunted, the proceedings were continued the next day, and Zeke Proctor was acquitted. However, the Beck's were not satisfied, and persisted in trying to bring Zeke to 'justice', until President U.S. Grant granted complete Federal Amnesty to Zeke Proctor.

As I've stated in past articles, I find the Transition-Era (1866-1876) to be the most fascinating period in the Old West, and I find the Indian Territories to be the most fascinating area. To put it mildly, the time and place were both wild as could be, as the above story illustrates. I've long since settled on this time and place as the basis for my persona and impression, and I've put in a lot of time and effort into researching and acquiring the correct items for a proper portrayal. Admittedly, I go into various details within my impression that are far beyond anything that NCOWS requires. The basic intent of being so fanatical about the minute details of my impression is that I want to go, as much as is *reasonably* possible, as far as I can go with my impression. I refer to this level as the Master Level.

The definition of the Master Level is Advanced Living Historian. The goal is to portray the era so completely that anyone looking to find fault with your impression will literally have to *work* to do so. If someone comes up to me and says, "If you give me several minutes, I bet I can find a flaw in your impression", well, I would be satisfied with that statement, even if they eventually did find a flaw. The idea is to be so complete in detail that nothing immediately (or upon secondary inspection) stands out as incorrect in the portrayal. How do you achieve this? For starters, we will use the following seven step guideline:

1. Pick a *detailed* Persona
2. Pick a specific year as cut-off
3. Take a black and white photo in your current outfit
4. Self-Check: You will need three things; the photo you just took, a book with period photos illustrating the time and era of your persona, and some blunt honesty. Utilizing these things, change and upgrade those items of your outfit which obviously stand out as not being correct for the era.
5. Retake black and white photo of upgraded outfit.

6. Using the upgraded photo, find period photographs/catalogs to document EVERY item that is visible in your black and white photo.
7. As a final step, use your upgraded black and white photo, and allow others to view it and look for flaws. If no flaws are found, then you have achieved the Master Level.

For the Journeyman level that we discussed last month, all you needed to do for your Persona was pick a period occupation, and a year. As an example, for the Journeyman level you could be a Cowboy of the 1880s, and you are done. For the Master level, however, the Persona needs to be detailed, so here is mine as an example:

The year is 1875, and I am an Assistant Creek Lighthorseman of the Muskogee district, working out of Marshalltown, I.T. (Indian Territory/Oklahoma). Since this is a part time position, I also supplement my small income by working part time as a stagecoach guard. I have operated in these positions for four years.

Originally, I was a slave in the Creek Nation, but upon receiving emancipation, I was adopted as a full member of the Creek Nation. I enlisted in the 9<sup>th</sup>. Cavalry Buffalo soldiers, and served five turbulent, bloody years in Texas. My duties included not only chasing Comanches and outlaws, but also building forts, roads, repairing telegraph wire, guarding stage coaches and valuable government shipments, and of course, guarding citizens.

Upon my discharge in 1871, I returned to Indian Territory, and was elected to membership in the Lighthorse. This was quite appropriate, given my experience in the Buffalo Soldiers. The Assistant status means that I am called out in times of great strife (or special circumstances), and at that point, I am given full authority to handle such situations in any way I (we) see fit.

Ok, so this is the Persona, and it also satisfies step 2, which is picking a specific year. Once those things are accomplished, it is simply a matter of moving onto step 3 and 4 to make sure that EVERY item fits. If every item doesn't fit, then you proceed to 5. If every item DOES fit, then you proceed to step 6, and you PROVE it. As an example, my trousers are documented to an original pair circa 1863 (Arms & Equipment of the Confederacy – pg. 131 – Civilian manufacture). My shirt is documentable to 1865 (Thoughts on Men's Shirts in America - pgs. 39-50). However, I go even further. For example, my buttons are documented to the 1860s, and so are my button holes. My bowtie is also documented to the 1860s, and even the fact that my suspenders are worn exposed is documented. My Spurs are not only originals, but are documented to the period 1840-70 (Historic American Spurs, illustration CV 34, pg. 22). Even my early style spur straps are documentable to the 1860s. Do you see where I am going with this? The idea is that you can go to step 7, submit your photo to someone, and tell them to find something out of place. If your documentation is up to snuff, if someone finds something they don't think fits, you should be able to open up your documentation and show them that it DOES fit. If you can't do that, then you simply correct the outstanding item.

Now, if the readers are not yet convinced that I am a fanatic, let me confirm it as we take it further. When attending matches, I carry a pair of saddlebags (documented) for my ammunition, etc. In the last issue when discussing the Journeyman Level, I stated that Cheyenne Pioneer Products cartridge boxes were a good way to go. For the Master Level, such boxes would need to be upgraded. Simply put, I reproduced (as closely as I could) the original style labels that were first introduced with the Richard's Conversion Colt .44 revolver, even to the point of trying to duplicate the original color (yellow). I've duplicated period (1860s) wrapping for my shotgun cartridges, my Spencer ammunition is in original style boxes, as is the ammunition labeled 'Improved Henry' for my 1866 Winchester Carbine.

As I stated earlier, such attention to detail goes beyond anything that NCOWS requires. However, there are a fair number of members in NCOWS who take their impression to this level. When shooting with the Great Lakes Freight and Mining Co. earlier this year, I noted that Adam Huber, who does a Confederate Guerrilla impression, did so to the most *minute* detail. His percussion 1851 Navy revolvers were in period holsters, and not only was he shooting a Spencer Carbine, but his ammunition was in period Spencer style cartridge boxes! However, I also noticed several other participants at Great Lakes Freight and Mining Co. with period ammunition boxes. I thought that was excellent, and I was very impressed. At the same match, I met James Hunt, who's outfit was unquestionably correct, and he allowed me to look through his personal documentation booklet. I've also talked with other NCOWS members who also have taken the time to put together not only a complete impression, but to have each item documented in an easily portable folder or booklet.

Does everyone NEED to go this far? No, but this is why I've suggested the various levels of authenticity. Within NCOWS, we all understand that authenticity is the basis of our organization. However, the *degree* that each of us wants to take authenticity varies from person to person. Some operate at a basic level, whereas others like me take it to an extreme degree. In discussing a new class earlier this year, it became evident that there was a rift between those who wanted a higher level of authenticity, and those who thought a basic level was sufficient. The thing is, NCOWS is a small organization. We can't AFFORD a rift. The organization needs to be inclusive of all individuals who are willing to follow the basic, minimum guidelines, but it also needs to let those folks who want to take it higher know that there is a place for them in the organization also. We can all exist under one umbrella, and as I stated in an earlier article, I am of the opinion that operating at the Basic level is sufficient. I simply take it higher because that is what I personally want to do.

In addition, I've heard several people, especially new members and prospective members, state that they didn't know clearly what the NCOWS concept of authenticity really was. With this in mind, having clearly defined levels, and letting folks know that ALL of the levels are acceptable and welcome, may alleviate some of concerns of the new and prospective members. Finally, I hope that I have demystified the concept of authenticity. It is fairly easy to achieve a basic level by following simple steps and guidelines, and for those of us who wish to take it further, the sky is the limit.

**The latest news, event schedules, entry forms, minutes of recent Territorial Congress meetings, current Tally Book & more are as close as your computer. Visit us online at:**

**[WWW.NCOWS.ORG](http://WWW.NCOWS.ORG)**

**Notes:**